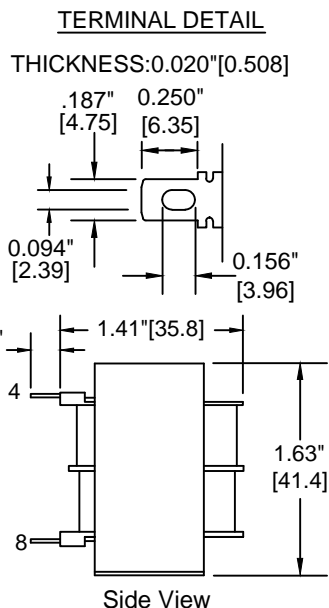
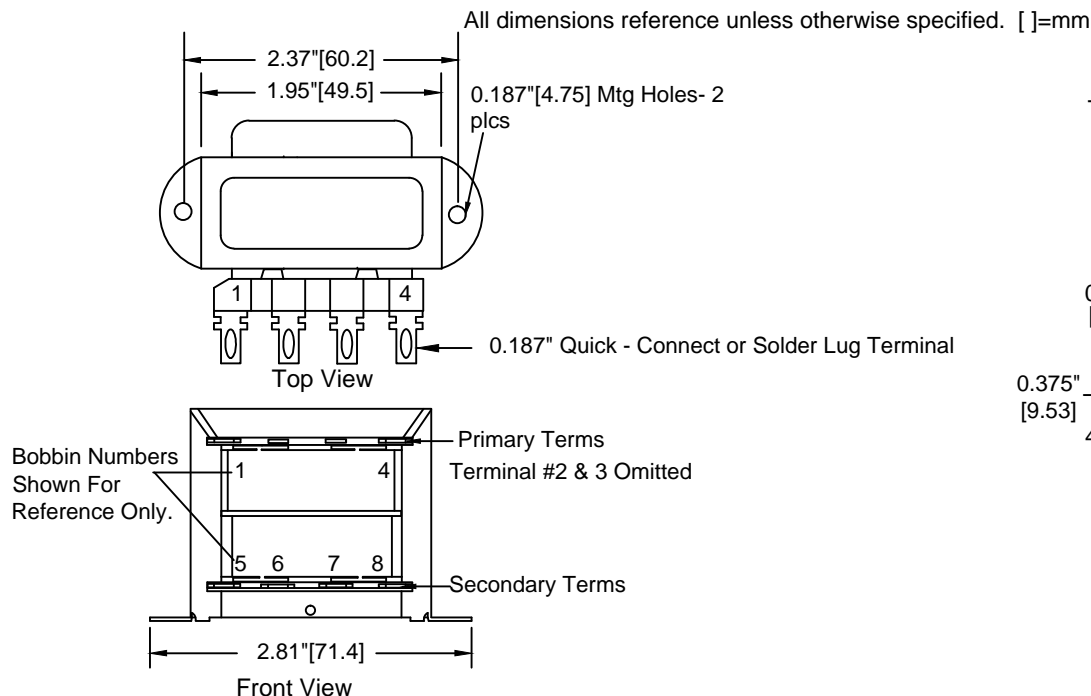


CSLP-24-600 Series: 12 VA Chassis Mount Power transformer with a single 24V primary and dual secondaries for Domestic Instrumentation and HVAC applications. Split bobbin construction provides excellent primary to secondary isolation. Solder lug/Quick- connect type 0.187" terminals.

- Dielectric Strength - 2500Vrms Hipot primary to secondary
- Primary - Single primary 24V, 60Hz
- Dual Secondaries - Series or Parallel
- 0.187" Quick connect terminals / Solder lugs
- Insulation System - Class B (130°C), UL 1446 (File E85315)
- Three flange bobbin design, no electrostatic shield required
- 100% Final Tested: Every single transformer is tested on automated panels for exciting current, open circuit voltage (turns ratio), polarity (phasing) and dielectric strength
- Immersed in 100% solids epoxy resin to withstand most aqueous and solvent cleaning systems
- Other primary and secondary voltages may be custom designed to your specifications



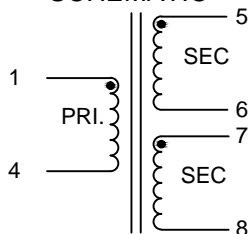
SECONDARY WINDINGS ARE DESIGNED TO BE USED AS ONE SECONDARY WINDING WITH EITHER PARALLEL OR SERIES CONNECTIONS ONLY!

INPUT VOLTAGE 1 - 4 ; 24V, 60Hz

SECONDARY PARALLEL CONNECTIONS:
TIE 5-7, 6-8; OUTPUT 5-8

SECONDARY SERIES CONNECTIONS:
TIE 6-7; OUTPUT 5-8

SCHEMATIC



Note: Terminals 2 & 3 omitted
•Dots indicate like polarity

RMS RATING WITH SECONDARIES CONNECTED IN:

Part Number	VA	Series	Parallel
CSLP-24-600	12	10Vct @ 1.2A	5V @ 2.4A
CSLP-24-601	12	12.6Vct @ 1.0A	6.3V @ 2.0A
CSLP-24-602	12	16Vct @ 800mA	8V @ 1.6A
CSLP-24-603	12	20Vct @ 600mA	10V @ 1.2A
CSLP-24-604	12	24Vct @ 500mA	12V @ 1.0A
CSLP-24-605	12	28Vct @ 420mA	14V @ 840mA

CSLP-24-600 Series

Notes

FUSING THE TRANSFORMER TO MEET SAFETY AGENCY REQUIREMENTS IS THE RESPONSIBILITY OF THE CUSTOMER.

-1 Added Dims. in [mm], Chg. Hgt. Dim., Added additional bullets 05-06-15

PREM
MAGNETICS INCORPORATED
3521 N. CHAPEL HILL RD.
JOHNSBURG, IL 60051

PREM PART
CSLP-24-600 SERIES
CHASSIS MOUNT

Approved: R Randow
Scale: None
Date: 03/25/2009